

THIS DRAWING IS UNPUBLISHED.


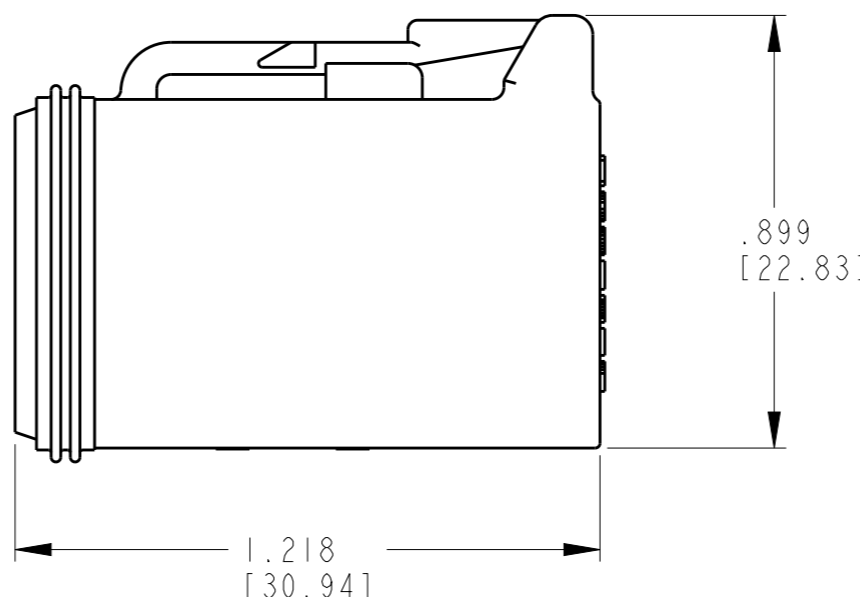
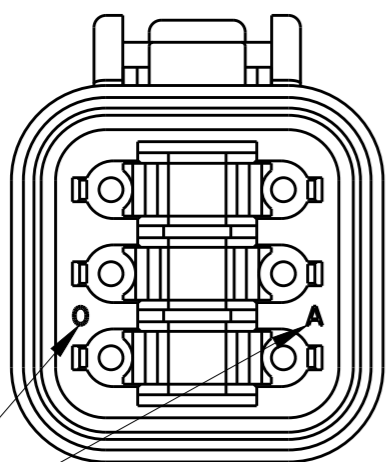
RELEASED FOR PUBLICATION

20

© COPYRIGHT 20 BY -

ALL RIGHTS RESERVED.

LOC	DIST	REVISIONS					
		P	LTR	DESCRIPTION	DATE	DWN	APVD
-	-		NC	NEW RELEASE PER E.O. PI5223	2/17/97	-	RDR
			A	REVISED PER E.O. PI5827	12/31/98	-	RDR
			A1	REVISED PER ECO-13-013099	08/14/13	AM	DM



DATE CODE: YEAR IS REPRESENTED BY LAST NUMERICAL DIGIT. EX: 0=2010  
 MONTH IS REPRESENTED BY SEQUENTIAL ALPHA CHARACTERS. EX: A=JANUARY

CONTACT SIZE	MIN. INSUL. O.D.	MAX. INSUL. O.D.	WIRE RANGE
16	.088 [2.23]	.145 [3.68]	14-18 AWG [2.0-0.75mm <sup>2</sup> ]

3. MATERIAL - HOUSING: PLASTIC; COLOR: BLACK  
 SEALS: RUBBER

2. FOR CONTACT AND WIRE PERFORMANCE AND APPLICATION CHARACTERISTICS SEE ENVELOPE DRAWINGS 0425-015-0000 AND 0425-017-0000.

1. THIS PLUG MATES WITH DT04-6P-\*\*\*\* RECEPTACLE AND USES W6S-P012 WEDGE LOCK. (\*\*\*\* = ALL MODIFICATIONS) CONSULT FACTORY FOR MODIFICATIONS.

NOTES:

THIS DRAWING IS A CONTROLLED DOCUMENT.		DWN A. MALAGON 18JUL2013	<b>STE</b> TE Connectivity	
DIMENSIONS: INCHES [mm]		CHK R. MESSENGER 14AUG2013		
TOLERANCES UNLESS OTHERWISE SPECIFIED:		APVD D. MEYER 14AUG2013	NAME 6 WAY PLUG COLOR: BLACK DT SERIES	
0 PLC ±-		PRODUCT SPEC	SIZE	
1 PLC ±-		APPLICATION SPEC	CAGE CODE	
2 PLC ±-			DRAWING NO	
3 PLC ±.010 [0.25]			RESTRICTED TO	
4 PLC ±-			A3 4AFU8 ©-DT06-6S-P012	
ANGLES ±°30'0"		WEIGHT 9.45g	SCALE 5:2 SHEET 1 OF 1 REV A1	
MATERIAL		CUSTOMER DRAWING		
FINISH				